

Sustrans School Programme

Paint by numbers safari bike

Suitable for: Key stage 1 (5 to 7 years old)

You will use your maths skills to match up the colours to the numbers to create a safari themed bicycle design.

You will need

- Colouring pencils
- Printer and paper
- Crayons, colouring pencils, colouring pens or paint
- **Or** if you have access to 'Paint' on the computer, you can use the snipping tool to cut and paste the image on page 3 to 'Paint', and start filling in the colours from there.



Extra activity





You could create more designs of your own with the template on the final page and cut a few out to create your own bunting to decorate your classroom or bedroom at home.

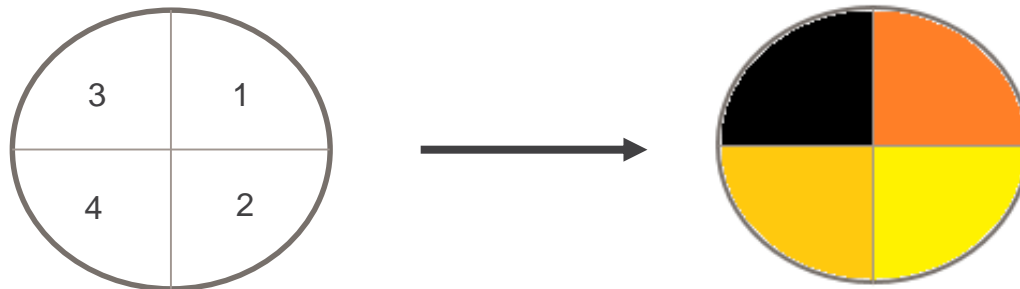
You will need scissors for this, and adult supervision.




Use this table to help you complete the worksheet on Page 3.

You can use alternative colours if you do not have these!


| Number | Colour |
|--------|---|
| 1 |  |
| 2 |  |
| 3 |  |
| 4 |  |





The Active Travel Schools Project is delivered by Sustrans and funded by Devon County Council through the Access Fund.





The Active Travel Schools Project is delivered by Sustrans and funded by Devon County Council through the Access Fund.

