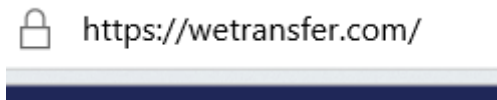


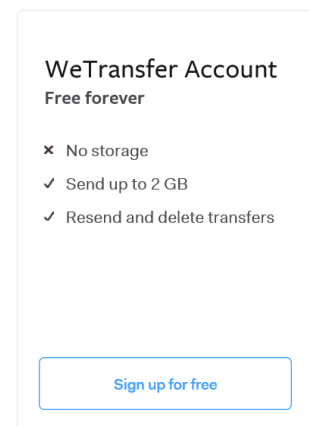
How to use 'we transfer' to send videos to your child's teacher

The instructions below aren't exactly what you will see from a phone but the steps are very similar. If using a phone, you might see an extra step which asks if you want to send the file as an email or create a code. If you select the email option, the other steps will be similar to those below. If you have any problems, please email your child's class teacher and they will be happy to help.

1. Search for 'we transfer' using a search engine like google :



2. If it's the second time you've visited, it might ask you to sign up. You can sign-up for a free account or you can simply press 'No Thanks'

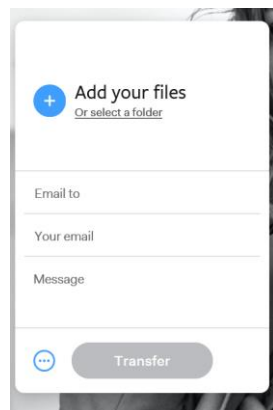


3. Click on 'Add your files'

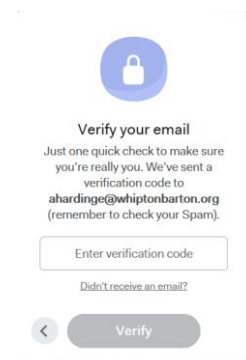
Then type in the teacher's email address, your email address and a message.

Then click 'transfer'

* on a phone these will be shown as separate steps.



4. If you haven't signed up for a free account, you'll need to verify your email address. A code will be sent to your email, which you type in where it says 'Enter verification code'



5. Finally, after seeing a screen telling you that the file is transferring, you'll see this. You will also get an email confirming that your transfer has been successful.

The teacher will then have 7 days to view the video.

