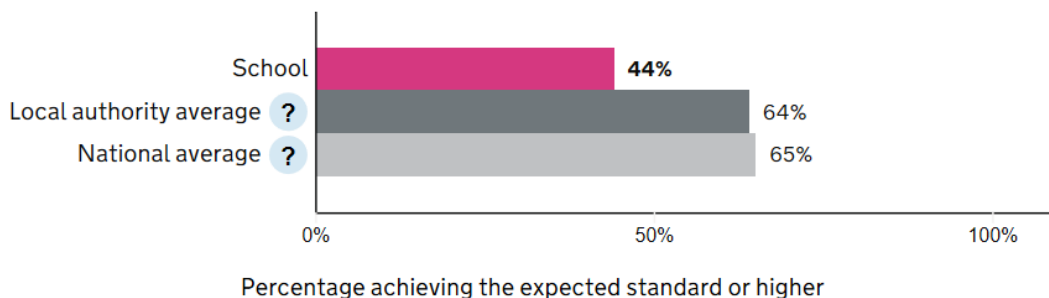


Reading, writing and maths combined ?

Percentage of pupils achieving the expected standard or higher ?

Number of pupils = 55

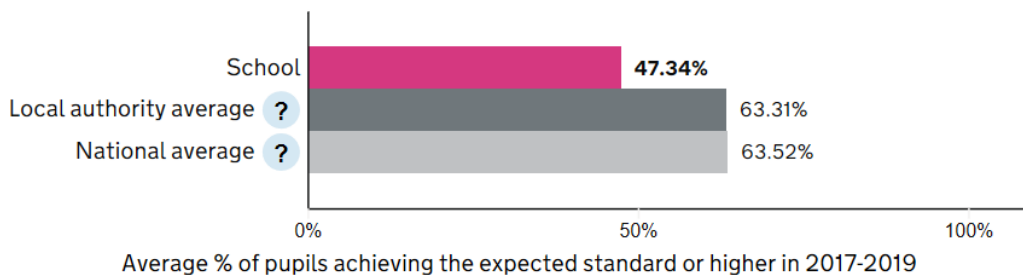


Percentage of pupils achieving expected standard in reading, writing and maths, 2017-2019 ?

Number of pupils in 2017 = 58

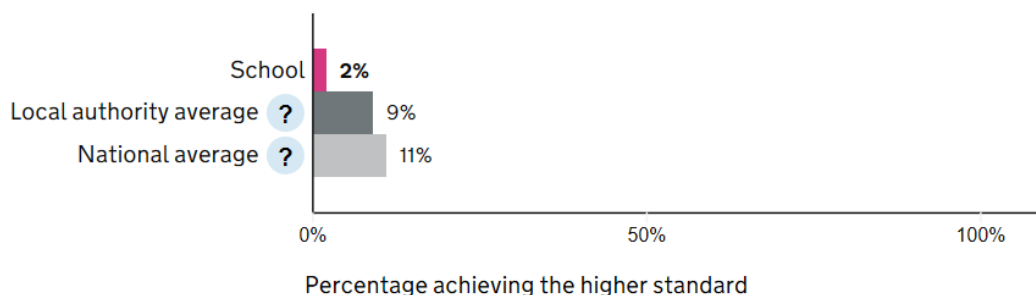
Number of pupils in 2018 = 56

Number of pupils in 2019 = 55



Percentage of pupils achieving the higher standard ?

Number of pupils = 55

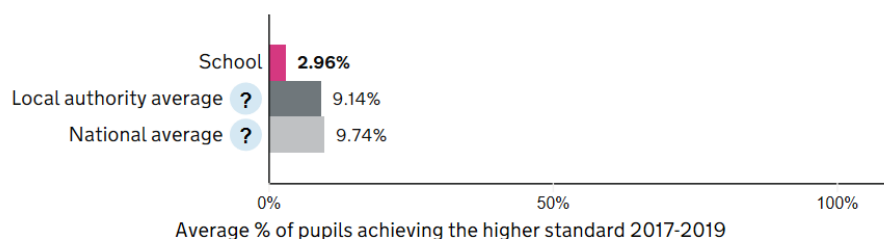


Percentage of pupils achieving higher standard in reading, writing and maths, 2017-2019 ?

Number of pupils in 2017 = 58

Number of pupils in 2018 = 56

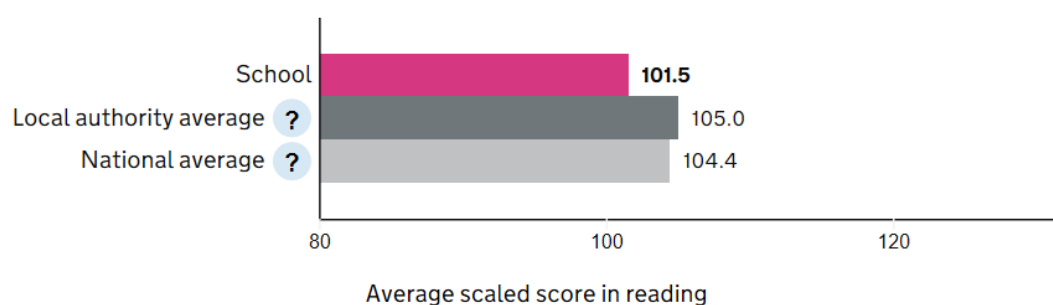
Number of pupils in 2019 = 55



Average scaled score in:

Reading ?

Number of pupils = 55



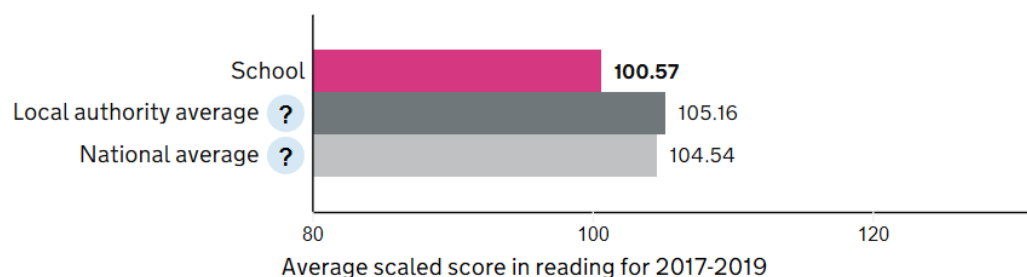
Average scaled score in:

Reading, 2017-2019 ?

Number of pupils in 2017 = 58

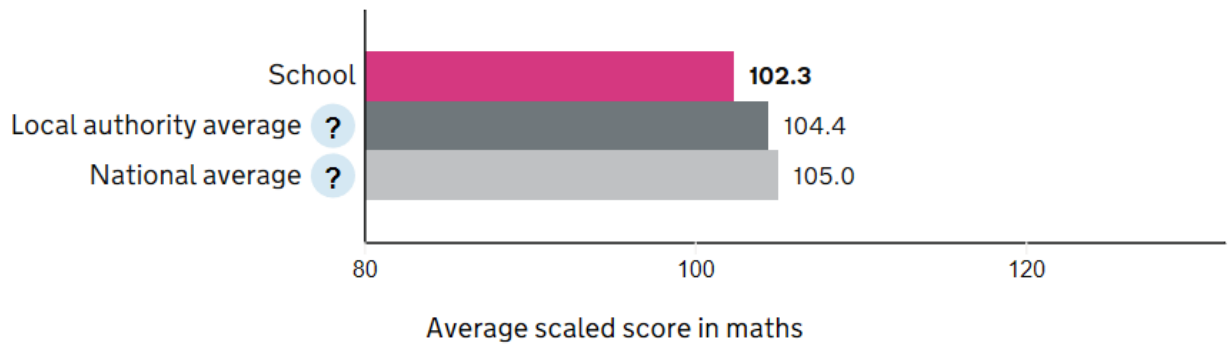
Number of pupils in 2018 = 56

Number of pupils in 2019 = 55



Maths ?

Number of pupils = 55



Maths, 2017-2019 ?

Number of pupils in 2017 = 58

Number of pupils in 2018 = 56

Number of pupils in 2019 = 55

